






# SLCT~Pineapple Playhouse 2011-2012 SEASON

Box Office: (772) 465-0366, 12:30 PM - 4:00 PM

	<b>1</b> Comedy 	<b>2</b> Comedy 	<b>3</b> Farce 	<b>4</b> Comedy 	<b>5</b> Musical Cabaret 
1 Thu	Sept. 1	Nov. 3	Jan. 12	March 15	May 17
1 Fri	Sept. 2	Nov. 4	Jan. 13	March 16	May 18
1 Sat	Sept. 3	Nov. 5	Jan. 14	March 17	May 19
1 Sun	Sept. 4	Nov. 6	Jan. 15	March 18	May 20
2 Thu	Sept. 8	Nov. 10	Jan. 19	March 22	May 24
2 Fri	Sept. 9	Nov. 11	Jan. 20	March 23	May 25
2 Sat	Sept. 10	Nov. 12	Jan. 21	March 24	May 26
2 Sun	Sept. 11	Nov. 13	Jan. 22	March 25	May 27
3 Thu	Sept. 15	Nov. 17	Jan. 26	March 29	May 31
3 Fri	Sept. 16	Nov. 18	Jan. 27	March 30	June 3
3 Sat	Sept. 17	Nov. 19	Jan. 28	March 31	June 4
3 Sun	Sept. 18	Nov. 20	Jan. 29	April 1	June 5

H1	H2	H3	H4	H5	H6	H7	H8	H9	H10	H11	H12	H13	H14	H15	E N T R A N C E
G1	G2	G3	G4	G5	G6	G7	G8	G9	G10	G11	G12	G13	G14		
F1	F2	F3	F4	F5	F6	F7	F8	F9	F10	F11	F12	F13	F14	F15	
E1	E2	E3	E4	E5	E6	E7	E8	E9	E10	E11	E12	E13	E14		
D1	D2	D3	D4	D5	D6	D7	D8	D9	D10	D11	D12	D13	D14	D15	
C1	C2	C3	C4	C5	C6	C7	C8	C9	C10	C11	C12	C13	C14	C15	
B1	B2	B3	B4	B5	B6	B7	B8	B9	B10	B11	B12	B13	B14	B15	
A1	A2	A3	A4	A5	A6	A7	A8	A9	A10	A11	A12	A13	A14		

## SEAT LOCATION CHART

Shaded areas indicate single seats • Front Row (A) is closest to stage

**Full Season** (All 5 shows): **\$70.** **Mini Season** (Any 3 shows): **\$45.**  
**Single Tickets \$17., Musical \$20., Group (10+) & Student Rates Avail.**

Web site: [www.PineapplePlayhouse.com](http://www.PineapplePlayhouse.com)

E-mail: [TheatreSLCT@aol.com](mailto:TheatreSLCT@aol.com)

Box Office: (772) 465-0366

~ All productions are subject to change ~

St. Lucie Community Theatre ~ Pineapple Playhouse is a charitable organization registered under s.496.405 Florida Department of Ag. and Consumer Services. A copy of the official registration and financial information may be obtained from the Division of Consumer Services by calling toll-free (800) 435-7352 within the state. Registration does not imply endorsement, approval, or recommendation by the State.

Please Print Clearly

Name: \_\_\_\_\_

Mailing Address: \_\_\_\_\_ Apt/Unit# \_\_\_\_\_

City: \_\_\_\_\_ State: \_\_\_\_\_ Zip: \_\_\_\_\_

Phone: (\_\_\_\_) \_\_\_\_\_ E-mail: \_\_\_\_\_

E-mail address to receive latest Pineapple info - auditions, hold overs, special events ... etc.

**2nd Address?** Please attach information include everything;

Full Name, Address & Apt #, City, State, Zip, all Cell & Telephone Numbers.

**RENEWING SAME AS LAST YEAR?**  Yes  No

This means you are a Current *FULL* Season Ticket Holder (Full Season is all 5 shows) renewing the Show Block & Seat Location you have now.

Select Show Block: \_\_\_\_\_ (Example: "1<sup>ST</sup> Friday" will reserve the 1<sup>ST</sup> Friday performances of each show)

Select Location(s): \_\_\_\_\_ (Example: "B4" if available will reserve a seat in "Row B, Seat 4" *again if available.*)

Select One:

Full Season \$70 each (All 5 shows)

Mini Season \$45 each, Circle 3 (three) shows: 1 2 3 4 5

Number of subscriptions \_\_\_\_\_ X \$ \_\_\_\_\_ each = (Equals) \$ \_\_\_\_\_

Please be an Angel ... all Angel Donors will be listed in our Playbills.

Angel \$50-\$99, Seraphim \$100-\$299, Cherubim \$300-499,

Arch Angel \$500 or more. **Donations are tax deductible:** \$ \_\_\_\_\_

**Membership:** Voting Adult Member 18 years and older - \$5.00

Junior Membership *under* 18 years old - \$2.50 **Membership(s)** \$ \_\_\_\_\_

**Please Circle Method of Payment:**

VISA / MasterCard / Discover or Check # \_\_\_\_\_ Total: \$ \_\_\_\_\_

CC# \_\_\_\_\_ - \_\_\_\_\_ - \_\_\_\_\_ - \_\_\_\_\_ / \_\_\_\_\_

Expiration: Month / Year

Signature: \_\_\_\_\_ Date: \_\_\_\_\_

**Credit Card Orders can be processed over the phone, (772) 465-0366.**

Please make check to: SLCT (St. Lucie Community Theatre) or Pineapple Playhouse.

Mail Payment to: SLCT - Tickets  
P. O. Box 12483  
Ft. Pierce, FL. 34979-2483

Images from our 2010-11 Season — What a Year!!



Night Must Fall



BEAUTY and the BEAST. Really.



This Must be the Place



Arsenic and Old Lace



SLCT-Pineapple Playhouse 2011 - 12 Season

Full Season - 5 shows: \$70., Mini Season - 3 shows: \$45.  
Single Tickets \$17. / Musical \$20., **Box Office (772) 465-0366**

www.PineapplePlayhouse.com



SLCT-PINEAPPLE PLAYHOUSE 2011-12 SEASON LINE-UP



**PRISONER OF SECOND AVENUE**

Comedy by Neil Simon

Show Dates: September 1 -18, 2011

Mel & Edna go from well paid to job & money losses, add thin walls with an earful of the neighbors lives (oh my) — it's a comedy full of intelligence & humor. *Auditions: June 26, 27, 28 - (2m, 4f)*



**Greetings!**

Comedy by Tom Dudzick

Show Dates: November 3 -20, 2011

Christmas Eve, Catholics meet son's Jewish atheist fiancée — in steps an ancient wise & witty spirit set upon healing this ballistic family — it's a holiday wonder !!! *Auditions: Sept. 4, 5, 6 - (3m, 2f)*



**Who's in Bed with the Butler**

Farce by Michael Parker

Show Dates: January 12 – 29, 2012

Deceased billionaire + his only daughter + 3 sultry ladies receiving millions + the butler + deaf housekeeper + inept Private Eye = a wild uproarious comedy !!! *Auditions: Nov. 6, 7, 8 - (3m, 6f)*



**Eat Your Heart Out**

Comedy by Nick Hall

March 15 – April 1, 2012

An out of work actor working as a waiter in quaint to shabby restaurants — serves up a hilarious gallery of characters — it's a menu of non-stop laughter! *Auditions: Jan. 15, 16, 17 - (3m, 2f)*



**Everything Old is New Again**

Musical Cabaret by Jo Irwin

Adapted by The Pineapple Playhouse

Show Dates: May 17 – June 3, 2012

With songs & skits much like those from George Burns & Gracie Allen, The Ed Sullivan Show, American Bandstand, Laugh In, Sonny & Cher ... something for everyone, it's Cute - Witty - Entertaining and it's *New Again!!!* *Auditions: Mar. 18, 19, 20*



Shows are subject to change without notice  
Season Tickets are available by calling 772-465-0366